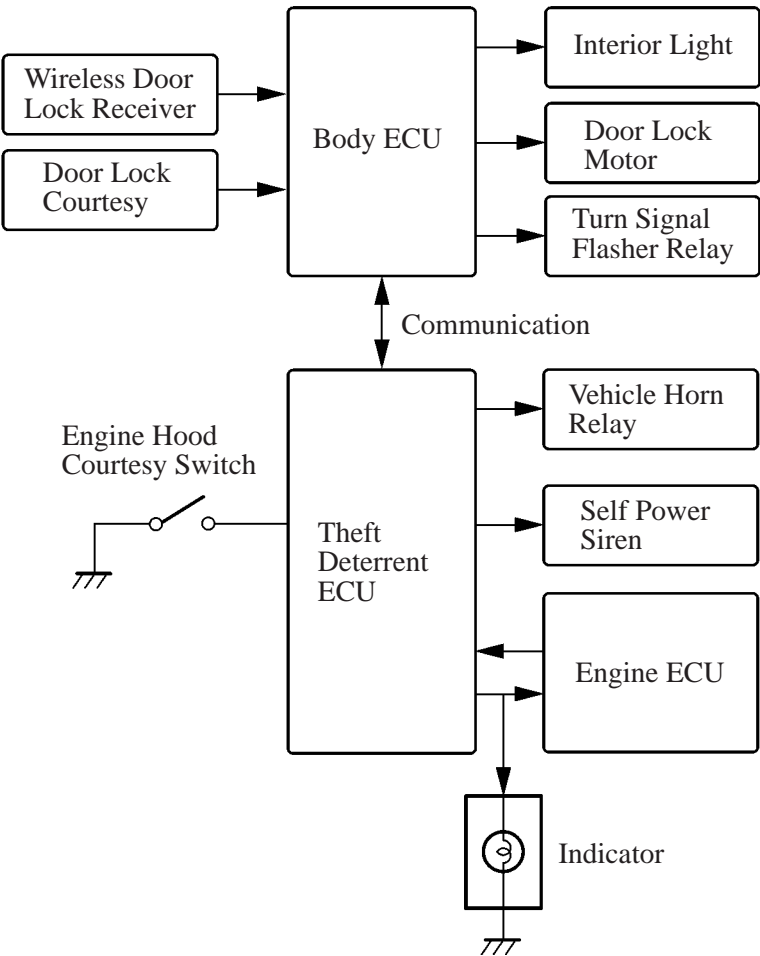


THEFT DETERRENT SYSTEM

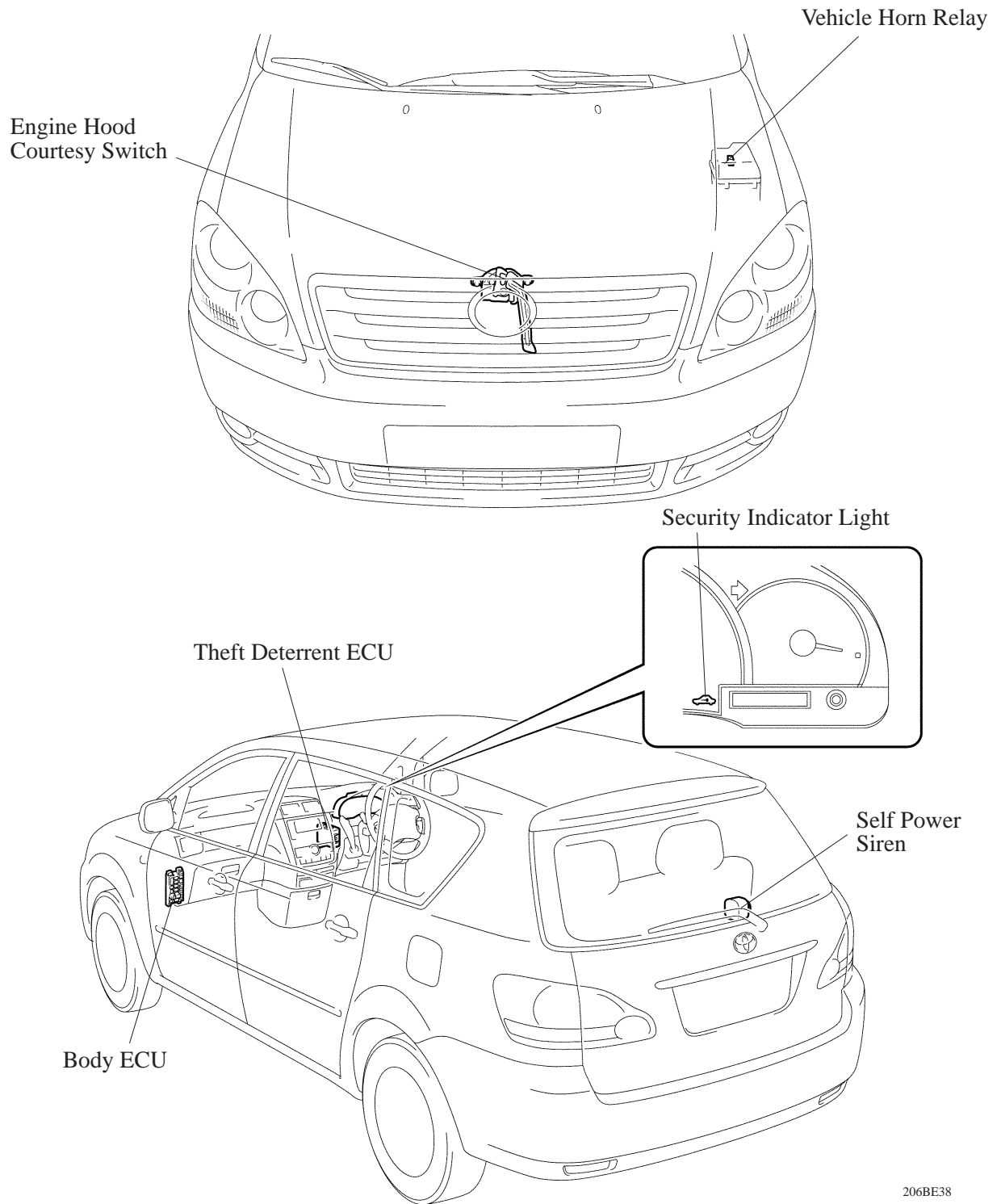
1. General

- This system is optional equipment on the RHD models for Europe.
- The theft deterrent system uses the door lock control system components and some other parts. When somebody attempts to forcibly enter the vehicle or open the engine hood or back door without a key, or when the battery terminals are removed and reconnected, the theft deterrent system sounds the vehicle’s horn and self power siren and flashes the hazard lights, and turn on the interior light for approx. 27.5 seconds. to alert.
- The control of this system is effected by the theft deterrent ECU.
- The warning specifications of the this system are listed below.

Warning Method	Interior Light	Illuminates
	Hazard Light	Flashing
	Vehicle Horn	Sounds a warning at approx. 0.25 sec. cycles
	Self Power Siren	Sounds a warning at the cycle of the self-power siren itself
	Door Lock Motor	Locking
Warning Time		Approx. 27.5 sec.



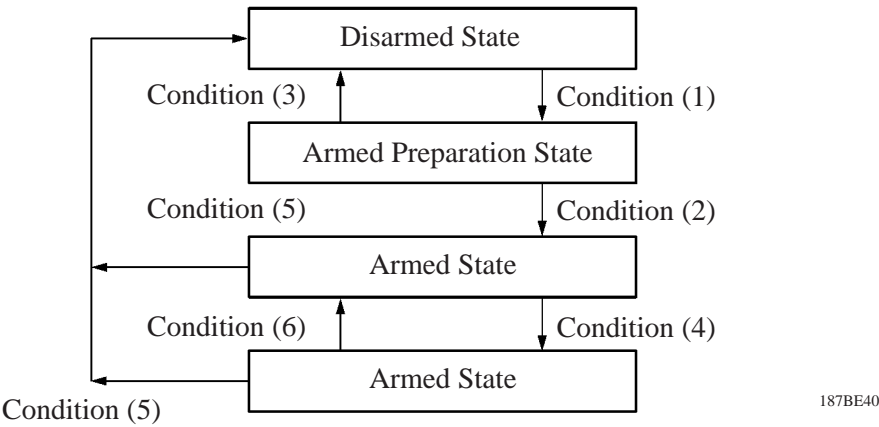
2. Layout of Component



3. System Operation

Basic Operation

This system activates as described in the diagram below when one of items takes place in the respective state.



Condition	Item
(1)	When the doors, engine hood, and back door are all closed, the wireless door lock remote control system is used to lock all doors.
(2)	When the doors, engine hood, and back door are all closed and locked, and 30 seconds have elapsed.
(3)	<ul style="list-style-type: none">• When one of the doors, engine hood, or back door is changed from “close” to “open”.• When one of the doors, engine hood, or back door is changed from “lock” to “unlock”.• When the ignition key is inserted in the key cylinder.• When a terminal is disconnected from the battery and re-connected.
(4)	<ul style="list-style-type: none">• Any door, engine hood, or back door is opened.• The ignition key or the wireless door lock remote control system other than the transmitter is used for unlocking.• The engine hood is opened.• A terminal is disconnected from the battery and re-connected. However, the self power siren will sound by the built-in battery at the same time when the battery is removed.• The wiring harness is directly connected as if to turn the ignition switch ON.
(5)	The transmitter of the wireless door lock remote control system is used to unlock the doors.
(6)	After approximately 27.5 seconds of the alarm time have elapsed.